

Index

Listings Available for Sale	page 2
Listings Available For Lease	page 3
Offices	page 3
Warehouses	page 4
Land	page 4
Properties Recently Sold	page 5
Properties Recently Leased	page 6

Contact Information

Reshma Parvani	(305) 342-9576
Vishal Parvani	(786) 205-5579
Office Phone	(305) 477-2084

For Sale

Address

Available SF

Office SF

Price

Comments

Flex Spaces



9851 NW 58 Street #124

2,406

\$962,400

Reception area
8 Parking Spaces
3 Restrooms
Ideal for a banquet hall

For Lease

Address

Available SF

Office SF

Price

Comments

Offices



10855 NW 27 Street

3,100

3,100

\$20 / PSF
Net of Electric

High end office
Built-to-Suit
Abundant parking
Great for call center

For Lease

Address Available SF Office SF Price Comments

Warehouses



3301 NW 107 Avenue

27,468

\$25 / PSF NNN
Plus Tax

Flex space
~ 320 Parking spaces available
Warehouse is Fully A/C'd
Located on busy corner of NW 33rd
Street and NW 107th Avenue
No other property like this in Dorral!



9590 NW 40 Street Road

21,000

4,500

Call for Pricing

Located on ~1.37 AC of Land
6 Dock High Truck Doors
1 Ramp
22' Ceiling Height
Renovated & Upgraded

Land







8100 NW 25 Street

121,509 - 2.79 AC

Call for Pricing

Fully secured
Can accommodate up to 74 truck and
22 car parking spaces
Use: Trailer/Fleet Parking Lot
Close proximity to MIA, Palmetto,
Dolphin Expys

SOLD!	Address	Available SF	Office SF	Price	Comments
	2201 NW 102 Place #6	6,192	2,200	\$1,507,500	3 Private Offices on 2 Floors 1 Dock Door - 1 Truck Well Position 26' Ceiling Height 8 Parking Spaces - 1 Handicap
	10430 NW 29 Terrace	11,000	1,500	\$2,600,000 Lease rate: \$15 PSF plus FL Sales Tax	Fully A/C Facility 6 Offices 3 Docks and 1 Ramp 3-Phase Power
	2101 NW 82 Avenue	54,361	5,000	\$11,750,000	Situated on ~2.74 AC of Land Fully A/C 10 Dock Doors / 1 Ramp 3-Phase Power 21' Ceiling Height
	705 W 28 Street	30,000		\$3,450,000	Located on ~ 1 AC of Land 5 Dock doors 15' Ceiling height Zoned Industrial

LEASED!

Address Available SF Office SF Price Comments



10450 NW 29 Terrace 11,000 1,500 \$20.80 / PSF
 Plus Tax Turnkey refrigerated facility
 4 Dock Doors w/ Levelers
 Temp control at 4 different settings
 Back-Up Generators



9590 NW 40 Street Road 21,000 4,500 Call for Pricing Located on ~1.37 AC of Land
 6 Dock High Truck Doors
 1 Ramp
 22' Ceiling Height
 Renovated & Upgraded



3500 NW 77 Court 29,000 3,000 \$10.25 / PSF
 Plus Tax +/- 5,000 SF Showroom
 22' Ceiling height
 3 Truck positions
 2 Double wide street level doors
 1 Ramp
 2 Phase power
 31 Parking spaces