

Index

Listings Available For Lease	page 2
Retail Spaces	page 2
Offices	page 3
Warehouses	page 4
Land	page 5
Properties Recently Sold	page 6
Properties Recently Leased	page 7

Contact Information

Reshma Parvani	(305) 342-9576
Vishal Parvani	(786) 205-5579
Office Phone	(305) 477-2084

For Lease

Retail Spaces



2729 NW 79 Avenue

916

N/A

\$35 / PSF
plus CAM, Water, &
FL Sales Tax

Small storage space
1 Bathroom
Available immediately



2533 NW 79 Avenue

2,600

N/A

\$40 / PSF
plus CAM, Water, &
FL Sales Tax

Great Exposure on NW 25 Street &
NW 79 Avenue
1 Bathroom
Available immediately

For Lease

Address

Available SF

Office SF

Price

Comments

Offices



2605 NW 75 Avenue

1,600

1,600

\$18 / PSF
Plus Tax
Utilities + Internet
Included

Conference room
3 Private office areas
Close to Palmetto & Dolphin
Expressway



10855 NW 27 Street

3,100

3,100

\$20 / PSF
Net of Electric

High end office
Built-to-Suit
Abundant parking
Great for call center

For Lease

Address

Available SF

Office SF

Price

Comments

Warehouses



3301 NW 107 Avenue

27,468

\$25 / PSF NNN
Plus Tax

Flex space
~ 320 Parking spaces available
Warehouse is Fully A/C'd
Located on busy corner of NW 33rd
Street and NW 107th Avenue
No other property like this in Doralee!

For Lease

Land

Address Available SF Office SF Price Comments







6790 NW 84 Avenue

33,765

\$4,500 / month
Plus Tax

Vacant lot located on 84th Avenue &
NW 67th Street
Zoned IU-3 - Industrial District
Ideal for storage of materials
Truck parking is not allowed

SOLD!	Address	Available SF	Office SF	Price	Comments
	2310 W 76 Street	57,000	6,000	\$6,200,000 Lease rate: \$8.50 / PSF Plus Tax	6 Street Level Doors / 1 Recessed Dock 50 Parking Spaces 18'-33' Ceiling Height 3-Phase Power
	10430 NW 29 Terrace	11,000	1,500	\$2,600,000 Lease rate: \$15 PSF plus FL Sales Tax	Fully A/C Facility 6 Offices 3 Docks and 1 Ramp 3-Phase Power
	2101 NW 82 Avenue	54,361	5,000	\$11,750,000	Situated on ~2.74 AC of Land Fully A/C 10 Dock Doors / 1 Ramp 3-Phase Power 21' Ceiling Height
	705 W 28 Street	30,000		\$3,450,000	Located on ~ 1 AC of Land 5 Dock doors 15' Ceiling height Zoned Industrial

LEASED!

Address Available SF Office SF Price Comments



10450 NW 29 Terrace 11,000 1,500 \$20.80 / PSF Plus Tax Turnkey refrigerated facility
4 Dock Doors w/ Levelers
Temp control at 4 different settings
Back-Up Generators



9590 NW 40 Street Road 21,000 4,500 Call for Pricing Located on ~1.37 AC of Land
6 Dock High Truck Doors
1 Ramp
22' Ceiling Height
Renovated & Upgraded



3500 NW 77 Court 29,000 3,000 \$10.25 / PSF Plus Tax +/- 5,000 SF Showroom
22' Ceiling height
3 Truck positions
2 Double wide street level doors
1 Ramp
2 Phase power
31 Parking spaces